

## FINANCIAL HIGHLIGHTS

	2008	2007	2006	2005	2004
	RM Million	RM Million	RM Million	RM Million	RM Million

### RESULTS

Operating revenue	303.7	278.0	295.2	240.3	243.4
Profit before taxation	26.9	43.8	49.8	48.3	42.9
Profit after taxation	20.4	32.5	35.0	34.0	30.3

### BALANCE SHEETS

Share capital	107.3	107.3	107.3	107.3	107.3
Shareholders' fund	298.5	287.7	283.3	272.8	260.1
Total Assets	531.0	519.4	531.0	480.3	476.6
Solvency surplus	150.2	140.5	100.8	96.5	69.8

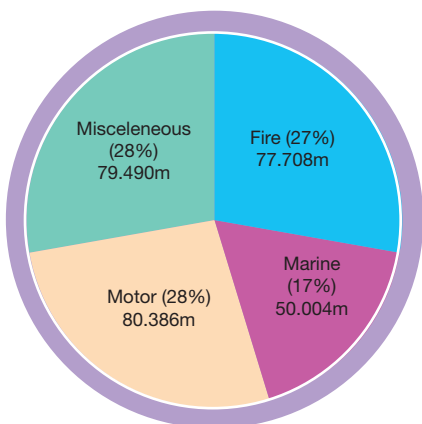
### RATIOS

Gross dividend per share	sen	25*	33	30	30	30
Net earnings per share	sen	19	30	33	32	28
Net tangible assets per share	RM	2.34	2.24	2.20	2.10	1.94

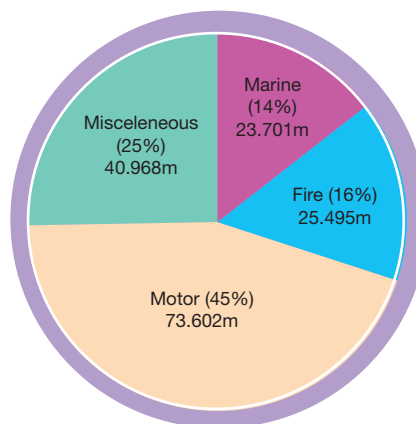
\* Subject to the approval of shareholders at the forthcoming Annual General Meeting.

# FINANCIAL HIGHLIGHTS

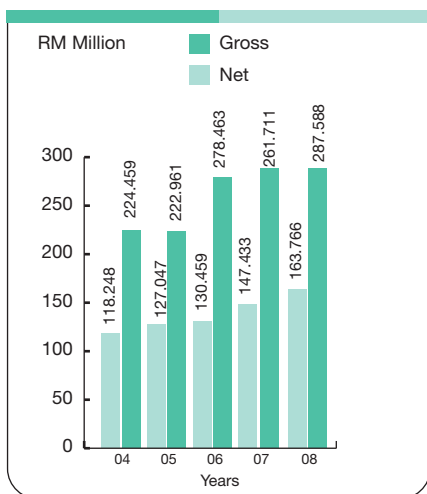
**2008 Gross Premium Written by Class**  
Total: RM287.588m



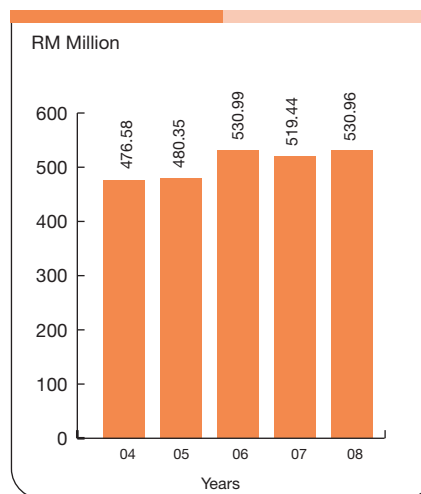
**2008 Net Premium Written by Class**  
Total: RM163.766m



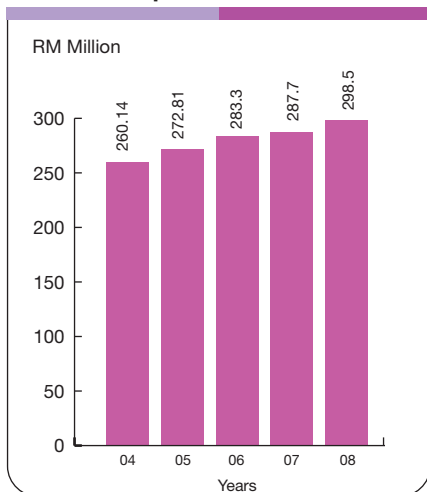
**Written Premiums**



**Total Assets**



**Capital & Reserve**



**Profit**

